








*Produits Cocall inc*

199 Rue Bellevue,  
Grande Riviere, Qc  
G0C1W0

## **Cocall 2 User Manual**



**First use** - To access the system's option, *there must be no card in the reader.*

Cocall 2 has two audio sources : MP3( Micro SD port ) and Audio input. To go from a source to another, use MENU and press on /  to select.



**How to listen to MP3s ?** - Insert a card into your Cocall and put the " On/Off " switch to " On ". The Cocall will start playing automatically. To play a different sound, press on / . To put your Cocall on pause or on play, press on 

**How to raise/lower the volume ?** - Press and hold /  to adjust the volume.

**How to recharge the battery ?** - Plug your Cocall with the charger included. The screen will show in the right corner if your Cocall is fully charged or not.

**How to change the lighting's duration?** - Press on MENU and use /  to select BACKLIGHT in options. Note : When the backlight is off, you have to press on any button to make it light up again.

**How to change the language ?** - Press on MENU and use /  to choose the desired language.

**How to change the reading mode ?** - While the call is playing, press on MENU and select CYCLE MODE and press on MENU. Select the desired mode using /  and press on MENU to confirm. The recommended mode for hunting is REPEAT ONE (this mode only plays and repeat the call you have selected).

**Principal menu interface** - The principal menu has 4 applications. Calendar, Music, Line in and system settings.



Use MENU and press on /  to select.